

Materials

Uses of Everyday Materials

- Identify and compare the suitability of a variety of everyday materials including wood, metal, plastic, glass, brick, rock, paper and cardboard for particular uses.
- Find out how the shape of solid objects made from some materials can be changed by squashing, bending, twisting and stretching.

Link to The Great Fire of London:

- Distinguish between an object and the material from which it is made
- Identify and name a variety of everyday materials, including wood, plastic, glass, metal, water and rock
- Describe the simple physical properties of a variety of everyday materials
- Compare and group together a variety of everyday materials on the basis of their simple physical properties

Working Scientifically

- Strength of structures – use observations and ideas to suggest answers to questions.

Design Technology - Focus on Make I can use my knowledge of materials to build structures.

Geography
name, locate and identify characteristics of the four countries and capital cities of the United Kingdom and its surrounding seas



History
Events beyond living memory that are significant nationally or globally (The Great Fire of London and Samuel Pepys)

Art

Collage – Great Fire of London

- produce creative work, exploring their ideas and recording their experiences
- become proficient in drawing and painting and other art, craft and design techniques

Computing

Recognise common uses of information technology beyond school.

TERM 2: Fire Fire!

Music

Glockenspiel

Composition (Rounds)

- Use their voices expressively and creatively by singing songs and speaking chants and rhymes.
- Play tuned and untuned instruments musically.

PSHCE – Fire Safety/Safety at Home and accident prevention/Hazardous substance

Enrichment Activities :
Fire Service Visit



PSHCE

Going for Goals (SEAL)

RE

Why is the Bible special to Christians?

Introducing the Bible, how it is treated, beliefs about God shown in the Bible:

Belief, Authority, Expressions of Belief

How do Christians celebrate Easter?

Introducing the Easter story, beliefs about Jesus, Christian practices associated with Easter.

Belief, Authority, Expressions of Belief

TERM 2: Non Theme



Physical Education

- Aiming, hitting and kicking
- Team games – attacking and defending.
- Dance

Pupils should be taught to:

- master basic movements and begin to apply these in a range of activities
- participate in team games, developing simple tactics for attacking and defending
- perform dances using simple movement patterns

Seasonal Changes

Pupils should be taught to:

- observe changes over four seasons
- observe and describe weather associated with the seasons and how day length varies.



Year 1/2 Term 2 : Fire, Fire!: Theme

Vocabulary		Knowledge
Properties		I know a range of materials: metal, wood, glass, plastic, ceramics, fabrics.
Material		
Man made	natural	I know glass is used to see through in windows and to reflect in mirrors
fabric	waterproof	
Transparent	opaque	I know metal is used for strength
Non flammable	flammable	
hard	Soft	I know wood can be used for doors and furniture
flexible	rigid	
shiny	smooth	I know plastic can be used as it can be moulded to form any shape
liquid	gas	
paint		I know a number of materials can be used for clothes; leather, wool, cotton, silk
Collage		
Fire		I know what colours to mix to make a new colour
Print		
Colour		I know how to create a background
Shades		
Shading		I know how to make different shades of a colour
mix		



Objectives – Science and Art and Design

Materials

Uses of Everyday Materials

- Identify and compare the suitability of a variety of everyday materials including wood, metal, plastic, glass, brick, rock, paper and cardboard for particular uses.
- Find out how the shape of solid objects made from some materials can be changed by squashing, bending, twisting and stretching.

Link to The Great Fire of London:

- Distinguish between an object and the material from which it is made
- Identify and name a variety of everyday materials, including wood, plastic, glass, metal, water and rock
- Describe the simple physical properties of a variety of everyday materials
- Compare and group together a variety of everyday materials on the basis of their simple physical properties

Working Scientifically


- Strength of structures – use observations and ideas to suggest answers to questions.

Art and Design

Collage – Great Fire of London

- produce creative work, exploring their ideas and recording their experiences
- become proficient in drawing and painting and other art, craft and design techniques

Exciting Books



Assessment

I can compare and group a variety of everyday materials on the basis of their simple physical properties.

I can produce creative work using paint, printing and pastels

Year 1/2 Term 2 : Fire, Fire! Theme

Vocabulary		Knowledge and Skills
Time line	event	The Great Fire of London happened between 2-5 September in 1666.
chronological	London	The fire began in a bakery in Pudding Lane.
diary	evidence	In <u>1666</u> , lots of people had houses made from wood and straw which burned easily. Houses were also built very close together.
source	Bakers	
Fire hook	Fire squirt	We know what happened during the fire because people back then wrote about it in letters and newspapers – for instance, Samuel Pepys wrote about it in his diary.
Leather bucket	Wooden house	
Brick house	Pudding Lane	To fight fires during this time, people would have used leather buckets, metal hooks and water squirts.
Samuel Pepys	Charles II	When houses were rebuilt, a lot of them were made in bricks instead of wood, and they weren't built so close together.
Saint Paul's Cathedral		Sir Christopher Wren designed a monument to remember the Great Fire of London, which still stands today and redesigned St Paul's Cathedral
axe		
capital	Island	I know England, Scotland, Wales and Northern Ireland make up the UK.
Border	Country	I know the capital cities of the UK: London, Edinburgh, Cardiff, Belfast.
Capital city	Town	I know that England is the largest country in the UK
coast	Inland	I know that lakes in Scotland are called lochs
British Isles		I know that Wales is called Cymru in Welsh
United Kingdom		I know that Northern Ireland is part of the UK but not part of the British Isles



Objectives – History and Geography

History

Events beyond living memory that are significant nationally or globally (The Great Fire of London and Samuel Pepys)

Geography

- Name, locate and identify characteristics of the four countries and capital cities of the United Kingdom and its surrounding seas
 - Seasonal Changes
 Pupils should be taught to:
 observe changes over four seasons
 observe and describe weather associated with the seasons and how day length varies.

Exciting Books



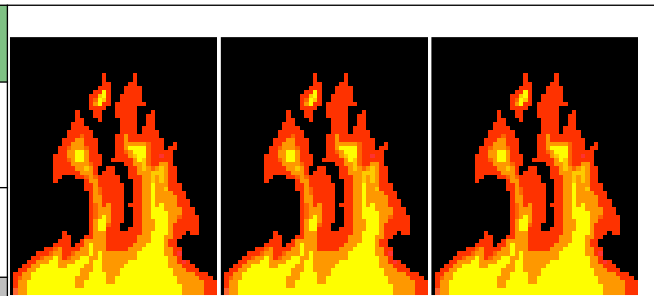
Assessment

I can sequence the main episodes from a famous historical event

I can name, locate and identify characteristics of the four countries and capital cities of the UK.

Year 1/2 Term 2 :- Non Theme

Vocabulary		Knowledge
Old Testament	New Testament	Know that the Bible is a compilation of the Old and New Testament and contains law, letters and stories.
parables	Sacred	I know that the Bible is used by Christians for teaching lessons and guidance
compilation	guidance	
Goal	ambition	I can make up a realistic goal
Realistic		I can complete small steps to reach a goal.
Small steps		
Future jobs		
achieve	strengths	
listen	Appraise	I know how to listen to and perform a range of music
compose	perform	
improvisation	Singing	I know how to play instrumental parts within the song
instruments	Rhythm	
ensemble	pitch	I know how to sing the song and improvise using voices and / or instruments within the song
pulse	Melody	
Notation		I know how to sing the song and perform composition(s) within the song
musical		



Objectives –RE, PHSCE and Music

Religious Education:
 Why is the Bible special to Christians?
 Introducing the Bible, how it is treated, beliefs about God shown in the Bible:
Belief, Authority, Expressions of Belief

How do Christians celebrate Easter?
 Introducing the Easter story, beliefs about Jesus, Christian practices associated with Easter.
Belief, Authority, Expressions of Belief

PHSCE
 Seal – Going for Goals

Music
 Glockenspiel
 Composition (Rounds)
 Use their voices expressively and creatively by singing songs and speaking chants and rhymes.
 Play tuned and untuned instruments musically.

Exciting Books





Assessment

I know why the Bible is special to Christians

I can choose a realistic goal and break it down into steps

I can repeat and create short rhythmic phrases

Year 1/2 Term 2: Non Theme

Vocabulary		Knowledge		Exciting Books
Technology		I can name five different forms of technology used in my life		
Digital		I know what technology is		
Electricity			Objectives – Computing and Design Technology	Assessment
electronic	computer			
Construction		I can explore how structures become stronger, stiffer and more stable.	Computing Recognise common uses of information technology beyond school.	I can navigate a computer game
Structure		I can select materials for construction according to their characteristics		
Build			I can chose appropriate tools and equipment e.g. to cut, shape, join and finish	Design Technology Focus on “Make” Build and strengthen structures – walls / towers / frameworks selecting from a range of construction materials and kits.
Reinforce				
join	tab			
strengthen				
tubing	Folding			
Supporting				
corrugated				